

Stark County's Influenza Weekly Report

Week 42 (10/14/18-10/20/18)



Public Health
Prevent. Promote. Protect.

During Week 42:

- During week 42 Stark County had 0 influenza-associated hospitalizations.
- Nationally, 0 influenza-associated pediatric deaths were reported.
- There were no human infections with a novel Influenza A virus reported during Week 42.
- During week 42, 41 influenza A specimens were collected nationally from public health laboratories, 21 subtyped as the 2009 H1N1 virus, 6 subtyped as the H3 virus, and the remainder not subtyped.

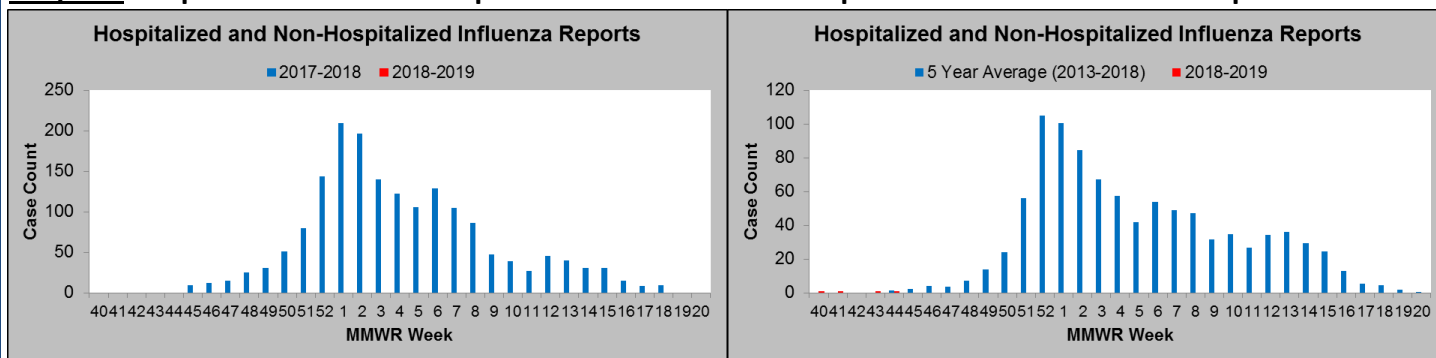
So Far this Season:

- There has been 1 influenza-associated hospitalization so far this season in Stark County
- The national cumulative rate for laboratory-confirmed influenza-associated hospitalizations per 100,000 is not available yet this season.
- Through Week 42, 150 specimens were collected nationally from public health laboratories. 115 were typed as Influenza A, comprising 76.7% of all specimens collected. Of these 78.5% were subtyped as the 2009 H1N1 virus while 21.5% were subtyped as the H3 virus.
- Nationally, 1 influenza-associated pediatric death has been reported this season. Last year at the same time there was 1 death reported.

Viruses Circulating vs. Viruses in this Year's Vaccine

- Nationally through Week 42, 134 Influenza A specimens were genetically or antigenically characterized.
 - There were 60 Influenza A (H3N2) viruses collected, a sample showing significant genetic diversity. 93.0% of those characterized matched the Influenza A (H3N2) component in this year's vaccine. There were 74 Influenza A (H1N1) viruses collected; all of those characterized matched the Influenza A (H1N1) component of this year's vaccine
- Nationally through Week 42, 43 influenza B specimens were genetically or antigenically characterized.
 - Of these, 33 were antigenically characterized from the Yamagata Lineage and 10 characterized from the Victorian Lineage. Of these specimens, 100% of the Yamagata Lineage matched the Influenza B component of the 2017-2018 vaccine and 90% of specimens from the Victorian Lineage matched.

Graph 1: Hospitalized and Non-Hospitalized Influenza Cases Reported to the Local Health Department.



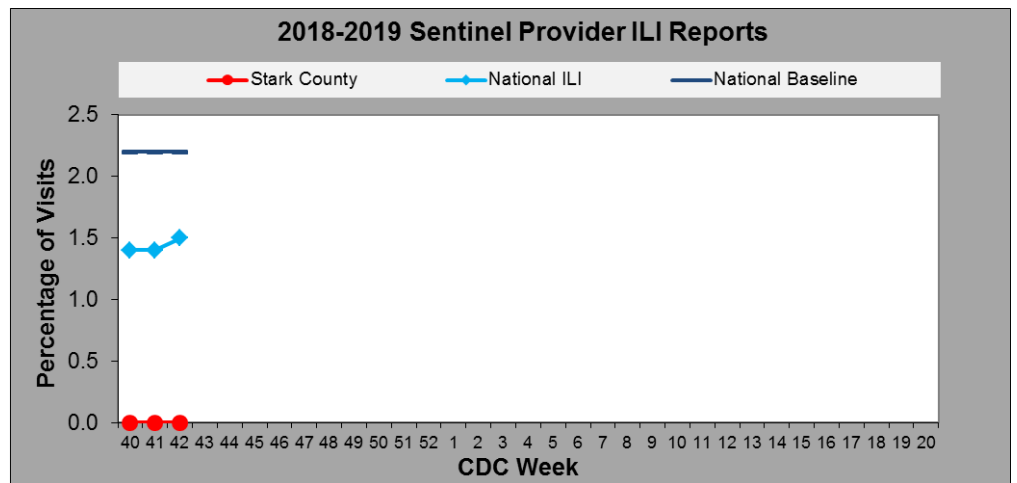
- ◆ There were 0 cases of hospitalized or non-hospitalized influenza to report for Week 42 in Stark County. Last year at the same time there was one case.

* All data presented in this weekly report are preliminary and may change as additional information is received.

* Multiyear averages included in this weekly report do not include the 2009/2010 H1N1 season.

Graph 2: Sentinel Provider Reported Influenza Like Illness (ILI) in Stark County.

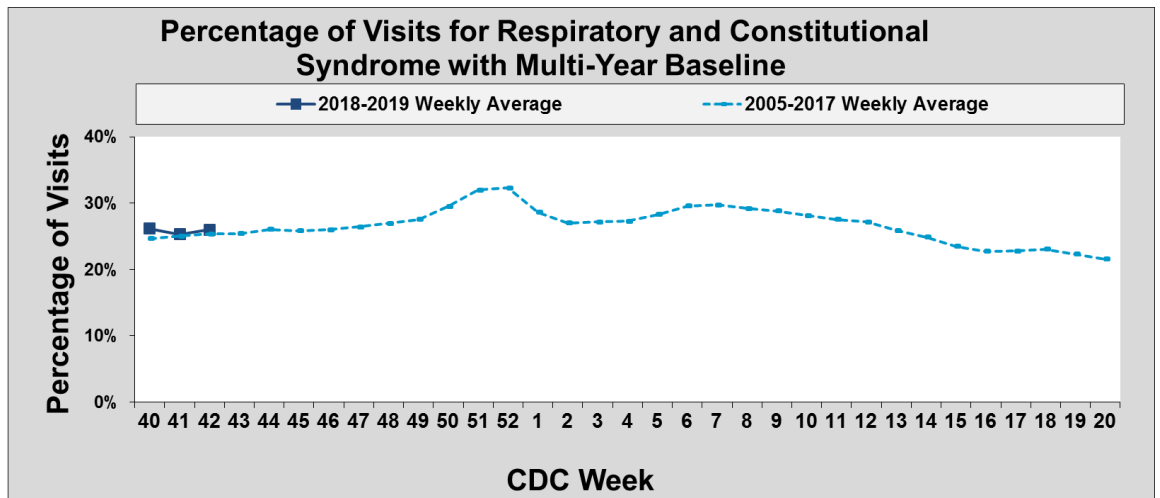
- ◆ During week 42 the Stark County Sentinel Providers reported no visits for ILI. Nationally 1.5% of visits were for ILI. The national baseline is 2.2% of visits.



Graph 3: Emergency Department Visits for Respiratory and Constitutional Syndromes.

(Source: Health Monitoring Systems, EpiCenter, Hospital and Stat Care Patient Registration Surveillance System)

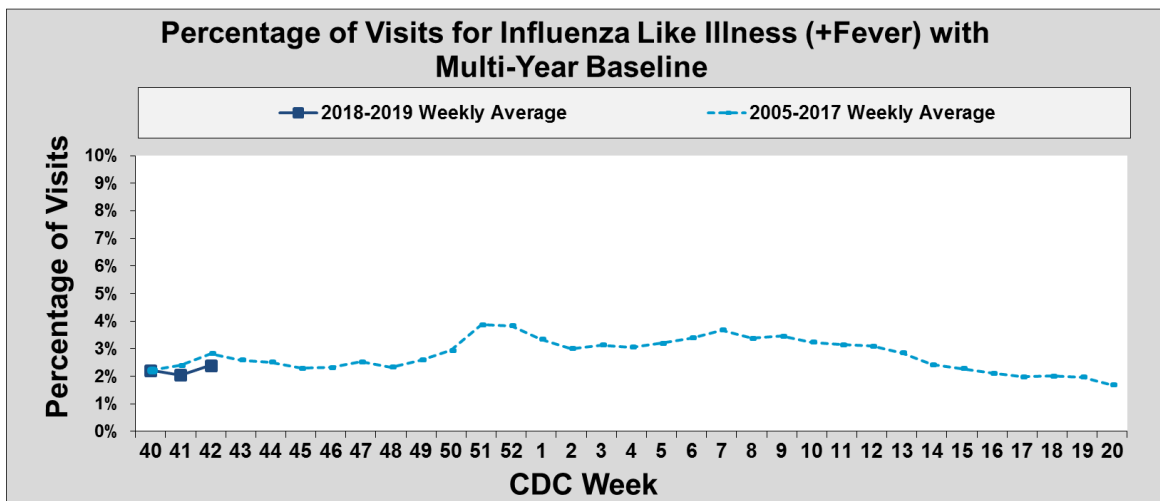
- ◆ ED and Stat Care visits for respiratory and constitutional syndrome were close to the multi-year average.



Graph 4: Emergency Department (ED) Visits for Influenza Like Illness (+Fever).

(Source: Health Monitoring Systems, EpiCenter, Hospital and Stat Care Patient Registration Surveillance System)

- ◆ ED and Stat Care visits for ILI + Fever for MMWR week 42 remained below the multi-year average.

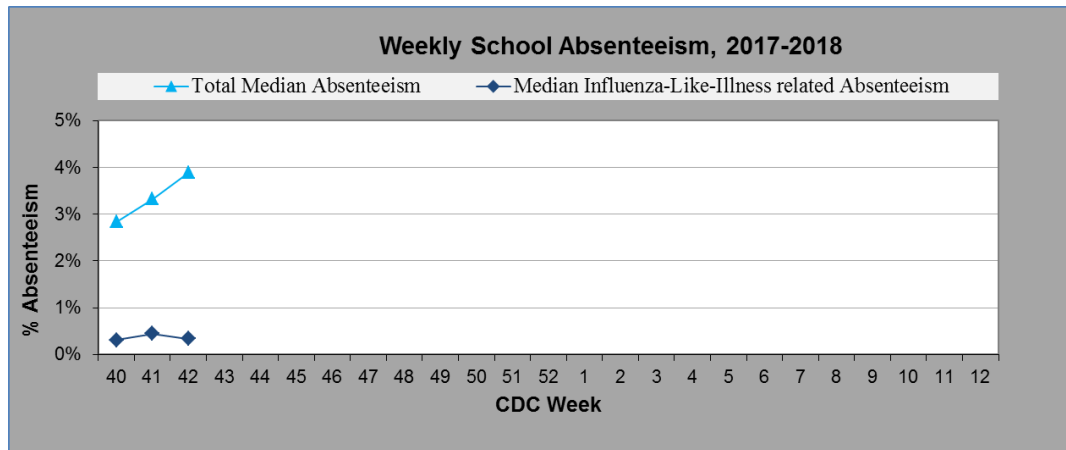


* All data presented in this weekly report are preliminary and may change as additional information is received.
 * Multiyear averages included in this weekly report do not include the 2009/2010 H1N1 season.

Graph 5: Stark County School Absenteeism.

(Source: Voluntary reporting by multiple school districts throughout the county)


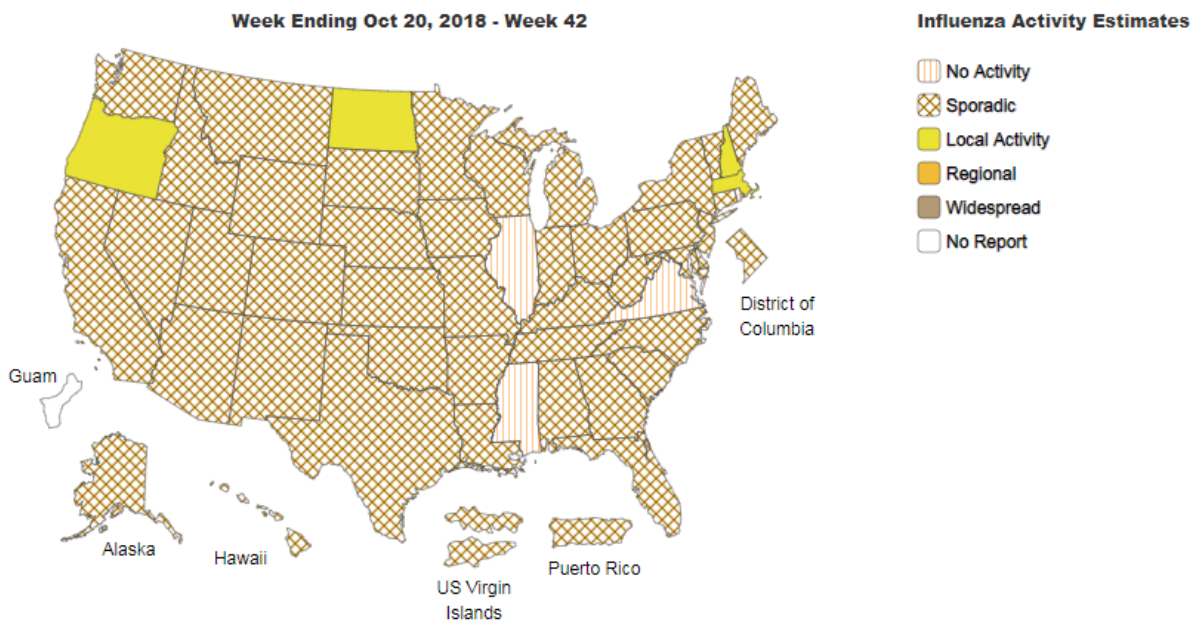
◆ During week 42, there were 44 schools reporting absenteeism. Of those, a median of 3.88% of students were absent and a median of 0.34% absent due to ILI.



Map: Weekly Geographic Influenza Activity Estimates Reported by State and Territorial Epidemiologists Syndromes.

(Source: Health Monitoring Systems, EpiCenter, hospital and stat care patient registration surveillance system)

◆ During week 42, Ohio had sporadic influenza activity. No state had higher than local activity reported.



Alliance City Health Department
cityofalliance.com/health



Promoting and Protecting Health Since 1849
Canton City Health Department
cantonhealth.org



Massillon City Health Department
massillonohio.com/health



Stark County Health Department
starkhealth.org

* All data presented in this weekly report are preliminary and may change as additional information is received.
* Multiyear averages included in this weekly report do not include the 2009/2010 H1N1 season.